


WireCrafters®

Automation Safety Division



RAPIDGUARD® II



SYSTEM COMPLIANCE

ANSI | ISO | OSHA | RIA Standards


Mesh Opening	Safe Distance
RapidGuard II - 1 ¼" square 10 GA Welded Wire	4.7" (120mm)
2" Center to Center	33.46" (850mm)



- Unique Lift-Off design allows for the removal of guards (panels) while the fixing system (hardware) remains attached to the guards (post), in compliance with RIA TR R15.406.
- 50% faster install than most competing products.
- Can be installed by 1 person due to the Patented T-Slot mounting solution.



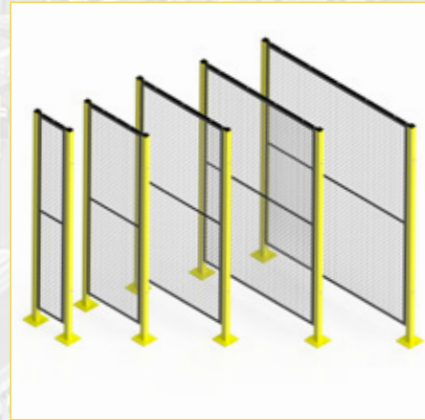
RAPIDGUARD® II PANELS & DOORS



System Heights

6' - 6 3/4" (2000.25mm)

8' - 5 1/4" (2571.75mm)



Panel Widths

1' to 5' in 1' increments

Sweep Space

5 1/4" (133.35mm) complies with all existing ANSI/ISO/OSHA/RIA standards.



Single Hinged Doors

3' and 4' Widths

Opening Dimensions

6' - 6 3/4" System Height

(header tube above)

6'-11 1/4" H Opening

8' - 5 1/4" System Height

(transom above)

6'-7 1/4" H Opening



Slide Doors

3', 4', 5', and 6' Widths

Opening Dimensions

6' - 6 3/4" System Height

6'-8 1/4" H Opening

8' - 5 1/4" System Height

8'-0 1/4" H Opening

INTERLOCKS & GUARDLOCK OPTIONS



SAFETY GATE SWITCHES

- WireCrafters offer a range of Safety Gate Switches from a variety of Manufacturers, all of which can be fitted using the mounting plates that we can provide, reducing your need to make your own plates. We offer Locking and Non Locking Gate Switches, Ethernet/CIP Safe and Profinet/Profisafe networked safety interlocks.
- *Interlock Partners include but are not limited to Allen Bradley, Euchner, Fortress Interlocks and IDEM.*



TRAPPED KEY INTERLOCKS

- A means of providing safe access to a dangerous area without having to run cable to a Safety Gate Switch on the door. Transferring a key(s) to a mechanical door interlock once the control power has been isolated.
- *Trapped Key Interlock Partners include Allen Bradley, Fortress Interlocks and IDEM.*



GUARDLOCK

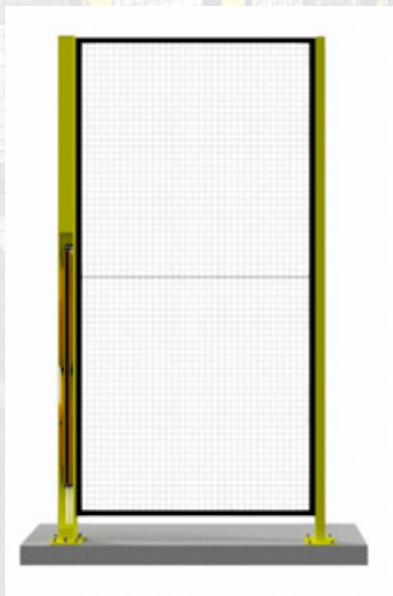
- Offers ease of integration/installation with WireCrafters 840 Style and RapidGuard II Systems.
- Offers ease of integration with WireCrafters hinge and slide doors.
- Designed with brackets for use with a variety of both non-contact and mechanical interlocks, e.g., ABB, Allen Bradley, Euchner, IDEM, Fortress, SICK
- The GuardLock can be padlocked in the open position preventing closing and locking during maintenance.
- The GuardLock has an escape release handle which can be actuated from the inside (non-guard locking interlocks only)

We will prep doors for interlocks provided by others in addition to the solutions provided by WireCrafters

LIGHT CURTAIN ENCLOSURES & LIGHT CURTAINS



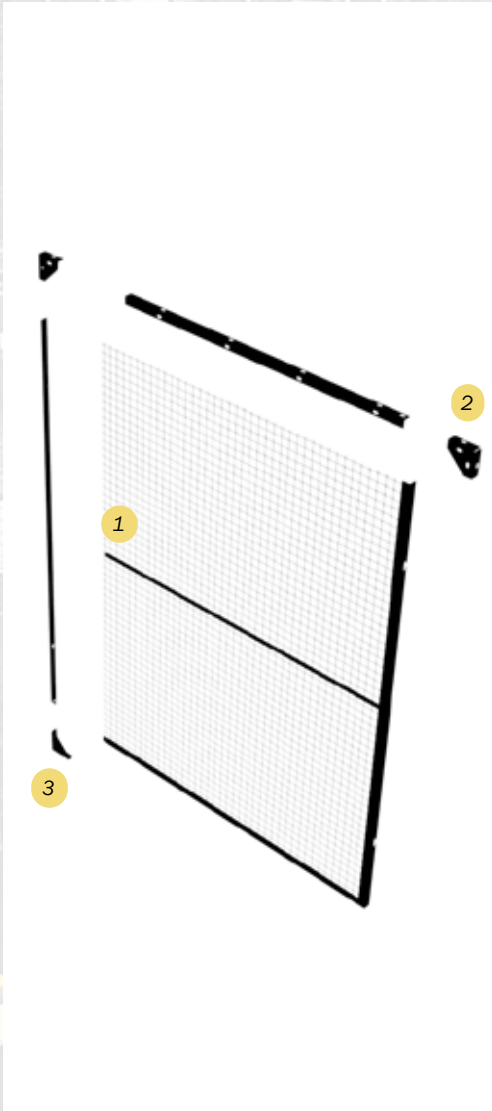
As a way to protect your light curtain investment and prevent unwanted alignment mishaps, WireCrafters supplies a fully custom, thoughtfully designed light curtain protective enclosure at an affordable price. These are designed custom for your specified light curtain. WireCrafters' design team can integrate these into your guarding layout or be supplied as a standalone post.




- Custom designed to mount and protect almost any light curtain
- 3/16" Wall tube protects expensive light curtain investment
- Prevents unnecessary downtime due to exposed curtains being hit
- Integrated slots and leveling bolts in conjunction with the manufacturers brackets allow for multi-axial alignment.
- Ties seamlessly into RapidGuard® II product line
- Loss of Production: When safety light curtains are knocked out of alignment, machines may stop or slow down unexpectedly, leading to production delays and downtime.
- Maintenance Costs: When the curtains are knocked out of alignment, it results in increased maintenance costs due to the need for realignment, or replacement.

*Light Curtain Enclosure can be sold as a stand-alone item or integrated with machine guarding system.

RAPIDGUARD® II CUT-DOWN KITS & CABLE TRAY SUPPORTS



- Allows for field modification of both height and width of any stock size panel
- Enables field modification of height, width, or both.
- Eliminates cost and lead time of waiting for a custom panel to ship
- Easy to cut down and reassemble
- Offers clean and finished look while maintaining strength of system design



Face Side View - Stiffener Keeper Hardware.



Inside View Stiffener Keeper(s) with 5/16" Serrated Flange Nut(s)



Face Side View Outside Gusset




Inside View Cut Down Flat with 5/16" Serrated Flange Nut.

CABLE TRAY SUPPORT



- At, Above or Below system height options available.
- Fits a variety of different cable tray management solutions.
- Unique (Cable Tray Support) designs available upon request.


KICKPLATES/AGV LiDAR PANELS



- Commonly used for a solid background for AGV / AMR LiDAR Sensing in ASRS systems.
- Also used for dust & debris protection
- Kick plates available to cover sweep space on panel in LiDAR applications.
- Color options available

PANEL SPLICE KIT

- **Seamless Panel Connection:** Connects two wire mesh panels (up to 5 feet wide) without needing an additional post.
- **Strong & Stable Design:** Includes two channel pieces and hardware to ensure a secure connection.
- **Easy Installation:** Simplifies assembly by connecting panels with included hardware, reducing labor and setup time.
- **Flexible for Future Modifications:** Allows easy adjustments or expansions of the machine guarding system.




WELD CURTAINS



Weld curtains, sized to match panel dimensions are available in a variety of colors. Curtains protect personnel from welding flash and sparks. The most common colors are amber and gray.

*Welding screens and curtains are categorized in four grades: light (L), medium (M), dark (D), and extra dark (ED).

**1 - 1/4" SQUARE 10 GA
WELDED WIRE**




4.72" SAFE DISTANCE FROM HAZARD*

**STANDARD MESH FOR
840 MACHINE GUARDING**


**STANDARD MESH FOR
RAPIDGUARD® II**

**2" X 1" 10 GA
WOVEN WIRE**




7.87" SAFE DISTANCE FROM HAZARD*

ALTERNATE MESH OPTIONS




**1/2" SQUARE 12 GA
WOVEN WIRE**

3.15" SAFE DISTANCE FROM HAZARD*




**1" SQUARE 10 GA
WELDED WIRE**

4.72" SAFE DISTANCE FROM HAZARD*




**3/4" SQUARE 10 GA
WELDED WIRE**

4.72" SAFE DISTANCE FROM HAZARD*



**2" SQUARE 10 GA
WELDED WIRE**

33.46" SAFE DISTANCE FROM HAZARD*



**16 GA
SHEET METAL**

< 1" SAFE DISTANCE FROM HAZARD*




**1/4" CLEAR POLYCARBONATE
PANELS**

< 1" SAFE DISTANCE FROM HAZARD*

*Minimum safe distance per ANSI B11.19 for reaching through the mesh.

SHEET METAL



- WireCrafters stocks solid sheet metal in 16 GA panels
- Prevent associates from unwanted visibility.
- Applicable for laser cutting applications for vision protection
- Common in robotic welding applications



POLYCARBONATE



- Polycarbonate panels bolted into angle frame
- Custom etching on polycarbonate panels available




840 MACHINE GUARDING

5' STANDARD GUARD SYSTEM



8' STANDARD GUARD SYSTEM



PROTECT WORKERS & MACHINERY

Specs

- 2" x 1" 10 GA woven wire
- Standard height of 5'-3 1/4" with 0'-3 1/4" sweep & 8'-5 1/4" with 0'-3 1/4" sweep.
- Custom size panels and special heights available.
- Panels come in 1' to 10' wide in 1' increments.
- Fully framed panels add strength and stability unequalled in the industry.
- Hinged, double hinged, sliding and vertical rise doors available.
- 3/8" mounting hardware are the heaviest in the industry and are included in every order.
- Safety interlocks and alternate mesh options available as seen on pages 4 & 5.
- Ideal for long straight runs found in steel mills & large automotive facilities.

GUARDRAIL



GUARDRAIL

- Constructed from heavy-duty 11 GA formed steel.
- Mounting columns are available in single rail (17" height) or double rail (43" height).
- Posts are 4" x 4" x 1/4" steel.
- Optional lift-out rails allow easy access to protected areas.
- Base plates are 9" square x 1/2" thick and come with four 7/8" holes for floor anchors (included).
- Ten widths, 1' to 10' in one foot increments.



RAPIDGUARD® II

Panels & Doors

Posts



Mesh

10 GA (0.135")

Dimensions: 1 1/4" (1.309" center to center) square welded wire (1.18" square actual opening)

Panels

Frame: 1 1/4" x 1 1/4" #13GA roll formed angle

Fabrication: Mesh is securely welded to the frame with a flat steel stiffener welded to the frame behind the mesh for panels with a height equal to or greater than 6' - 1 1/2".

Stock Panel Dimensions: 1' - 5' Wide in 1' increments at Heights of 2' - 10 1/8", 6' - 1 1/2", and 8'
(Actual panel widths are 11 15/16" W to 4' - 11 15/16" W in 1' increments due to threaded inserts in post)
5' - 0" W x 10' - 0" H maximum size (custom)

Doors

Frame: 1 1/4" x 1 1/4" #13GA roll formed angle

Fabrication: Mesh is securely welded to the frame with flat stiffeners welded to the frame behind the mesh for extra strength as needed.

Post

Material: 2" x 2" x #14GA square tubing

Fabrication: 1/4" x 6" x 6" plate welded at the base of the post

System Heights

3' - 3 3/8", 6' - 6 3/4", and 8' - 5 1/4"

Sweep space is 5 1/4" - All system heights

Hardware

Shall be 5/16" standard thread grade two for panel connections. Slide door hardware includes 1/4" x 1" self-drilling screws. 3/8" floor anchors and all other hardware furnished with each job.

Finish

Non-plated parts are powder coated; panels are powder coated black (including doors) and posts are powder coated yellow. Other colors are available for an upcharge. Products are finished for interior applications. Materials are shipped palletized and are subject to nicks and scrapes while in transit.

840 MESH

Standard

Optional



Mesh

Thickness: 10ga. (.135)

Design: 2 1/8" x 1 1/8" (center to center) rectangular woven wire (2"x1" actual opening)

Open Area Percentage: 82.53%

Panels

Frame: 1 1/4" x 1 1/4" x 1/8" Angle

Fabrication: Mesh is securely welded to frame with flat steel stiffeners welded to frame behind mesh panels longer than 3'-6".

10'-0"w x 5'-0"h maximum size

Doors

Frame: 1 1/4" x 1 1/4" x 1/8" Angle

Fabrication: Mesh is securely welded to frame with flat steel stiffeners welded to frame for extra strength where needed.

Post

Material: 2" x 2" x #14ga. Square Tubing

Fabrication: 1/4" x 2" x 7" plate welded at base of post.

Hardware

Shall be 3/8" standard thread grade two plated for panel connections. Door hardware shall be 1/4" x 1" self drilling screws. 3/8" floor anchors and all other hardware furnished with each job.

Finish

Non-plated parts shall receive one prime coat of gray alkyd enamel electrostatically applied. Other colors are available for an up charge Products are finished for interior applications. Materials are shipped loose and subject to nicks and scrapes while in transit.